



District Report Card: 2017


State: Rajasthan	District: Jalor
Class: 8	Subject: Mathematics
Schools: 51	Students: 1212


Participation/Coverage


Students

 GENDER	Boys		Girls	
	Number	%	Number	%
	622	51.32	590	48.68

 AREA	Rural		Urban	
	Number	%	Number	%
	1212	100.00	0	0.00

 CATEGORY	SC		ST		OBC		GEN	
	Number	%	Number	%	Number	%	Number	%
	297	24.50	94	7.76	609	50.25	212	17.49

 CWSN	LD	VI	HI	S&LD	ID	Oth
	2	1	5	6	3	2

 Management	Government		Government-aided	
	Number	%	Number	%
	1212	100.00	0	0.00

Average Performance of Students in Mathematics (%)

Overall	Gender		Area		Management		Social Group			
	Male	Female	Rural	Urban	Govt.	Aided	SC	ST	OBC	GEN
57.13	54.86	59.53	57.13	0.00	57.13	0.00	57.13	48.09	57.83	59.12

Performance on Learning Outcomes (LOs)

Learning Outcomes	Description	Average Performance(%)
M601	Solves problems involving large numbers by applying appropriate operations	62.60
M606	Solves problems on daily life situations involving addition and subtraction of fractions / decimals	66.11
M620	Finds out the perimeter and area of rectangular objects in the surroundings like floor of the class room, surfaces of a chalk box etc.	67.31
M621	Arranges given/collected information in the form of table, pictograph and bar graph and interprets them	58.76
M702	Interprets the division and multiplication of fractions	53.55
M705	Solves problems related to daily life situations involving rational numbers	53.55
M706	Uses exponential form of numbers to simplify problems involving multiplication and division of large numbers	50.41
M707	Adds/subtracts algebraic expressions	72.85
M710	Solves problems related to conversion of percentage to fraction and decimal and vice versa	61.66
M717	Finds out approximate area of closed shapes by using unit square grid/graph sheet	44.74
M719	Finds various representative values for simple data from her/his daily life contexts like mean, median and mode	58.97
M721	Interprets data using bar graph	72.27
M801	Generalizes properties of addition, subtraction, multiplication and division of rational numbers through patterns	39.97
M802	Finds rational numbers between two given rational numbers	60.36
M803	Proves divisibility rules of 2, 3, 4, 5, 6, 9 and 11	66.61
M804	Finds squares, cubes, square roots and cube roots of numbers using different methods	72.59
M808	Uses various algebraic identities in solving problems of daily life	28.71
M812	Verifies properties of parallelogram and establishes the relationship between them through reasoning	48.09
M818	Finds surface area and volume of cuboidal and cylindrical object	40.62
M819	Draws and interprets bar charts and pie charts	52.97

Range of Performance of Students who Answered Correctly							
Below 30%		30% - 50%		50% - 75%		Above 75%	
Number	%	Number	%	Number	%	Number	%
161	13.28	246	20.30	549	45.30	256	21.12

Lowest Performing Learning Outcomes (LOs)

- 1 - Uses various algebraic identities in solving problems of daily life (28.71)
- 2 - Generalizes properties of addition, subtraction, multiplication and division of rational numbers through patterns (39.97)
- 3 - Finds surface area and volume of cuboidal and cylindrical object (40.62)

4 - Finds out approximate area of closed shapes by using unit square grid/graph sheet (44.74)

5 - Verifies properties of parallelogram and establishes the relationship between them through reasoning (48.09)